



DELAWARE-MUNCIE METROPOLITAN PLAN COMMISSION

Delaware County Building, 100 West Main Street, Room 206, Muncie, IN 47305

TRANSPORTATION POLICY COMMITTEE

OF THE

DELAWARE-MUNCIE METROPOLITAN PLAN COMMISSION

RESOLUTION 24-12

WHEREAS, the Delaware-Muncie Metropolitan Plan Commission (DMMPC) is the Metropolitan Planning Organization (MPO), as designated by the Governor of the State of Indiana, for the Muncie Urbanized Area; and

WHEREAS, the Transportation Policy Committee (TPC) is the policy committee of the Metropolitan Planning Organization involved in the transportation planning process for the Muncie Urbanized Area; and

WHEREAS, the Indiana Department of Transportation (INDOT) has completed the annual process to establish jointly with the Indiana Criminal Justice Institute (CJI) and the MPO Council, the PM1 Safety Performance Targets for the year 2024; and

WHEREAS, it was deemed appropriate for the DMMPC to plan and program projects so that they contribute toward accomplishing INDOT's 2024 PM1 Safety Performance Targets; and

WHEREAS, the proposed MPO adoption of INDOT's 2024 PM1 Safety Performance Targets was reviewed and approved by the DMMPC Technical Advisory Committee at their meeting on January 11, 2024.

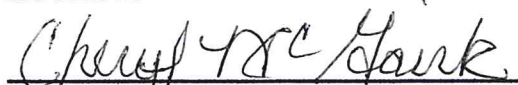
WHEREAS, the proposed MPO adoption of INDOT's 2024 PM1 Safety Performance Targets was reviewed and approved by the DMMPC Transportation Policy Committee by e-vote concluding on February 27, 2024.

NOW, THEREFORE, BE IT RESOLVED by the Transportation Policy Committee of the DMMPC as follows:

Section 1. That the Delaware-Muncie Metropolitan Plan Commission (DMMPC) has elected to formally adopt the PM1 Safety Performance Targets for the year 2024, established by the Indiana Department of Transportation (INDOT) as shown in Exhibit A.

Approved this 27th day of February, 2024.


ATTEST:



Cheryl McGairk, Transportation Planner
DMMPC – Muncie MPO

TRANSPORTATION POLICY COMMITTEE

BY:



Kylee Swackhamer, Executive Director
DMMPC – Muncie MPO

Resolution 24-12

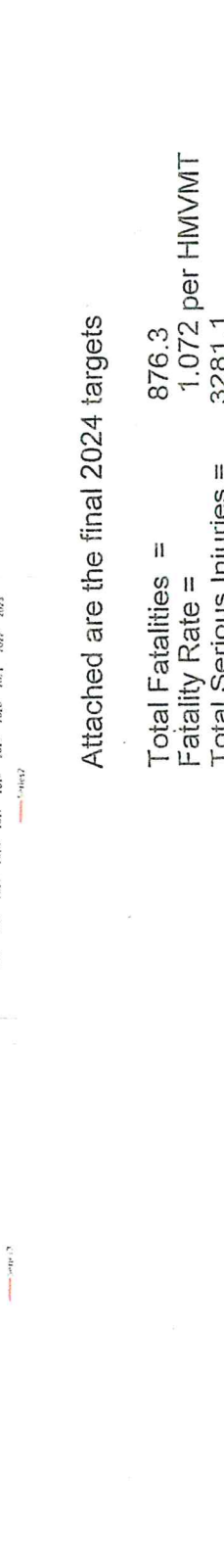


Exhibit A - Safety Targets

Year	2012	2013	2014	2015	2016	2017	2018	2019	2020	2021	2022	2023	2024*	2024*	2024
Draft Target Projections Each Year															
Total Number of FARS Fatalities	781	784	745	817	829	916	860	810	897	932	960	945	976	976	976
VMT/Hundred Million VMT	708,889	784,000	792,538	785,977	829,000	817,857	819,048	826,531	765,082	786,400	821,788	858,758	861,997	861,997	861,997
Rate of Fatalities (Per HMMVT)	0.950	1.000	0.940	1.040	1.000	1.120	1.050	0.980	1.171	1.185	1.193	1.100	1.074	1.074	1.074
Number of Serious Injuries**	3523	3453	3338	3424	3505	3888	3210	3062	3404	3513	3923	4449	4783	4783	4783
Rate of Serious Injuries (Per HMMVT)	4.966	4.404	4.212	4.371	4.228	4.143	3.704	3.704	4.313	4.467	4.774	4.015	4.015	4.015	4.015
Number of Non Motorized Fatalities & Serious Inj.	405	389	371	395	396	372	405	346	402	460	633	410	402	402	402

* Rates are pending continued efforts to estimate VMT for 2022-2023

** Number of Serious Injuries: 2014-2019 (Estimate (0.072 %)), 2020-2021 (Direct Count of In) (Nature Codes)

Year	2012	2013	2014	2015	2016	2017	2018	2019	2020	2021	2022	2023	2024	2024	2024
DRAFT Target Projections 5 Year Averages															
Total Fatalities	781	784	745	817	829	916	860	810	897	932	960	945	976	976	976
VMT/Hundred Million VMT	708,889	784,000	792,538	785,977	829,000	817,857	819,048	826,531	765,082	786,400	821,788	858,758	861,997	861,997	861,997
Rate of Fatalities (Per HMMVT)	0.950	1.000	0.940	1.040	1.000	1.120	1.050	0.980	1.171	1.185	1.193	1.100	1.074	1.074	1.074
Number of Serious Injuries**	3523	3453	3338	3424	3505	3888	3210	3062	3404	3513	3923	4449	4783	4783	4783
Rate of Serious Injuries (Per HMMVT)	4.966	4.404	4.212	4.371	4.228	4.143	3.704	3.704	4.313	4.467	4.774	4.015	4.015	4.015	4.015
Number of Non Motorized Fatalities & Serious Inj.	405	389	371	395	396	372	405	346	402	460	633	410	402	402	402



Attached are the final 2024 targets

- Total Fatalities = 876.3
- Fatality Rate = 1.072 per HMMVT
- Total Serious Injuries = 3281.1
- Serious Injury Rate = 3.987 per HMMVT
- and
- Non-Motorized (VRU) Injury and fatality combined = 399.6

FARS & FHVA
INDOT CALCULATED
PROJECTION
ARRIES
INDOT ESTIMATED